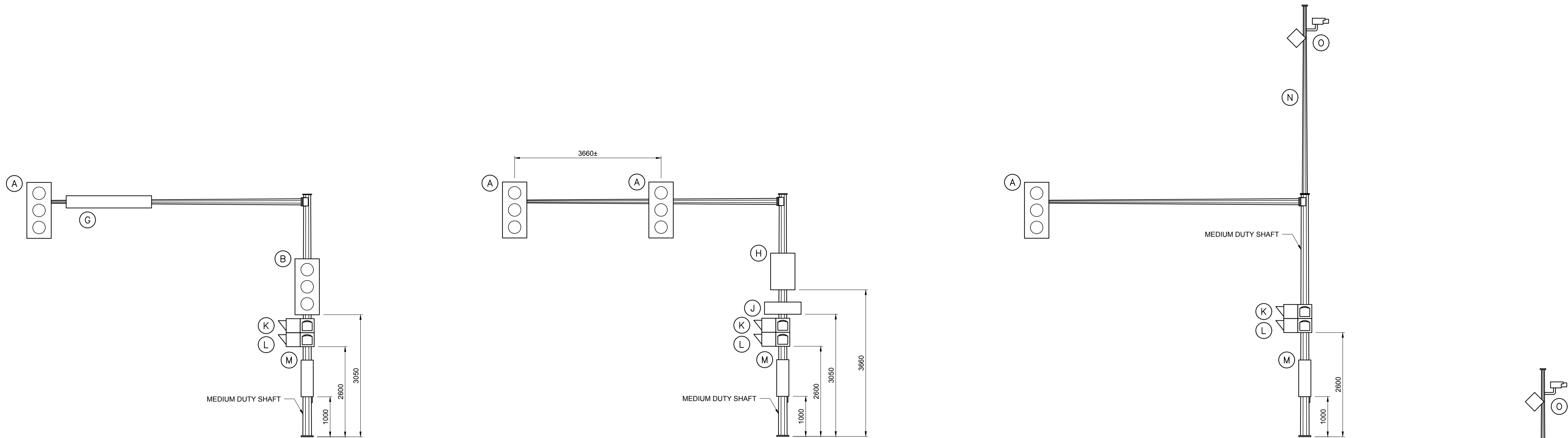


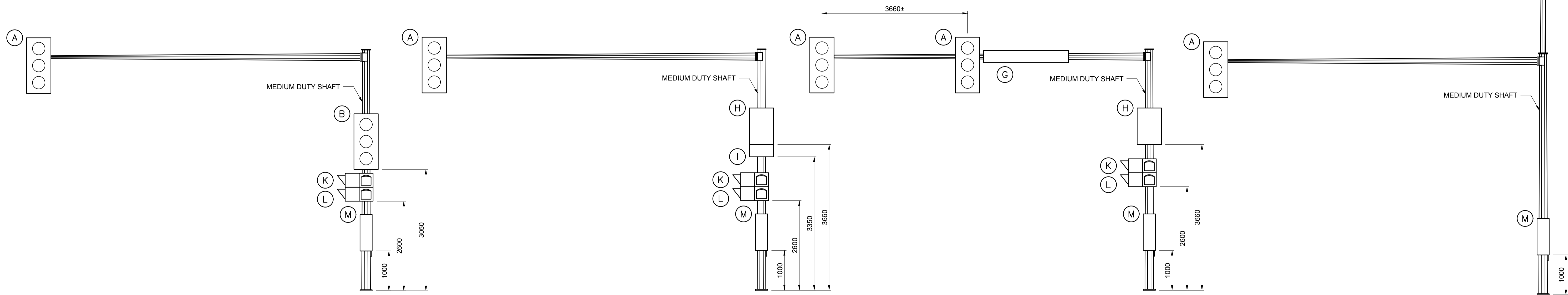
V:\Traffic_Signals\7_Planets\Projects\Coordination\Product_Specification_Dwg\New_folders\S-SD-07_Medium_Duty_Structures_21' & 26' Arms.dwg



M21-Da
TYPE D-T BREAKAWAY BASE

M21-Db
TYPE D-T BREAKAWAY BASE

M21-Dc-E
TYPE D-T BREAKAWAY BASE



M26-Da
TYPE D-T BREAKAWAY BASE

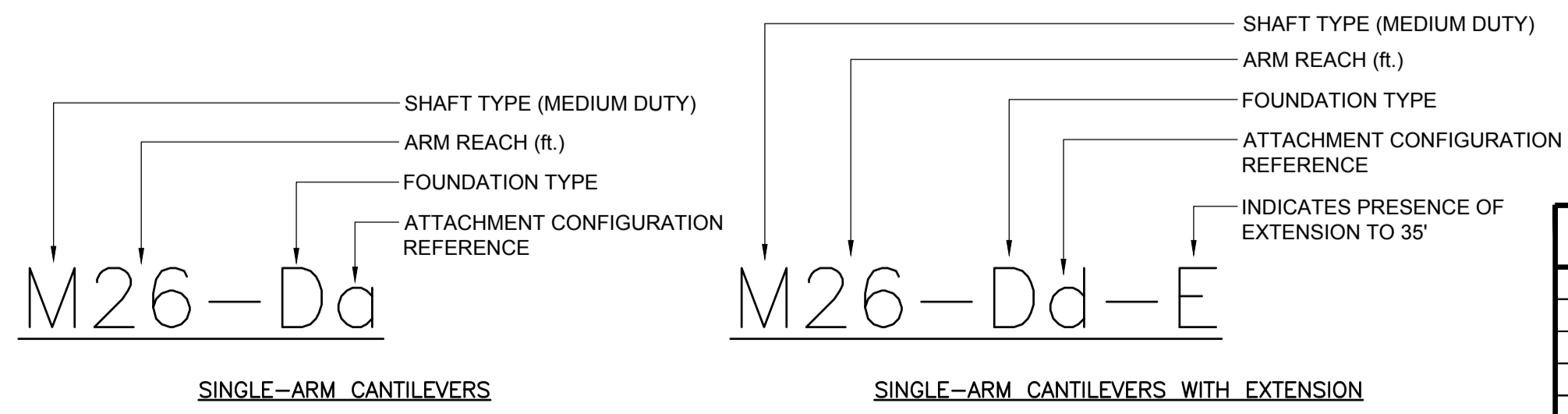
M26-Db
TYPE D-T BREAKAWAY BASE

M26-Dc
FIXED BASE

M26-Dd-E
TYPE D-T BREAKAWAY BASE

NOTE:

- REFER TO SHEET 2 FOR ATTACHMENT DATA.
- REFER TO LOAD CONFIGURATIONS THIS SHEET FOR BREAKAWAY BASE TYPE.
- LOAD CONFIGURATIONS SHOWING ARM REACH TO THE LEFT, REACH TO THE RIGHT ALSO PERMITTED.



NAMING CONVENTION

REDUCED DRAWING
N.T.S.

APEGM
Certificate of Authorization
Dillon Consulting Limited (MB)
No. 1789 Date: JAN. 14, 2013

NO.	REVISIONS	DATE	BY	DATE
2	REVISED BY DILLON CONSULTING	1/10/14	CDW	
1	ISSUED BY DILLON CONSULTING	1/14/13	CDW	

DESIGNED BY	CDW
DRAWN BY	JGW
CHECKED BY	SSR
APPROVED BY	-
HOR. SCALE	NTS
VERTICAL	NTS

DILLON CONSULTING

RELEASED FOR CONSTRUCTION

DATE

ENGINEER'S SEAL

PROVINCE OF MANITOBA
ORIGINAL STAMPED BY
S.S. RIHAL
JAN. 14, 2013
REGISTERED PROFESSIONAL ENGINEER

CONSULTANT PROJECT NUMBER
12-5954

THE CITY OF WINNIPEG
PUBLIC WORKS DEPARTMENT

Winnipeg

ATTACHMENT CONFIGURATIONS
FOR MEDIUM DUTY
STRUCTURES - 21' & 26' ARMS

CITY DRAWING NUMBER
S-SD-07

SHEET 7 OF 17

CONSULTANT DRAWING NUMBER
N/A